


Grippy Mat for Like90 Particle Control™

For use on paint booth floors



Fast installation in less than 30 minutes



Mist daily with Like90 Particle Control™



Vacuum daily to remove contaminants



Typical amount of dirt removed daily

For more info or to order:

- Web: www.like90.net
- Email: info@like90.net
- Phone: 888-954-5390
(888-9-LIKE90)



Cuts paint defects by 50% or more!

Traps airborne dust and overspray on the floor

- Unique non-woven material traps dust and overspray when misted daily with Like90 Particle Control
- Vacuum to remove dust and overspray
- Reduces paint contamination by 50% or more

Improves booth environment

- Green color makes booth pleasant and bright
- Maintains good lighting and reduces noise in the booth
- Protects booth floor - no more scraping off overspray

Durable, padded mat with solvent-resistant backing

- Typically lasts 3 to 4 months
- Padding makes standing and kneeling more comfortable, reducing painter fatigue
- Adhesive backing holds tight to prevent wrinkling or bunching


Fast and easy to install

- Two people can install Grippy Mat in under 30 minutes
- Minimal floor prep and no special application tools necessary
- Tape seams with standard 2-inch masking tape
- One roll (31" x 150') covers most automotive spray booths

Compliant with NFPA 33 for spray booth safety

- Surface resistance: 10^{11} Ohms @ 12% R.H.
(ANSI/ESD STM11.11 & ASTM D257)
- Static decay: 0.5 sec @ 12% R.H. (MIL STD 3010, Meth. 4046)



 Grippy Mat for
Paint Booth Floors

P/N - 10050




Like90 Particle
Control

1-gallon: P/N 10008

5-gallon: P/N 10009

IMPORTANT NOTICE TO PURCHASER: The information in this document is based on tests we believe are reliable. Your results may vary due to differences in test types and conditions. You must evaluate and determine whether the product is suitable for your intended application. Since conditions of product use are outside of our control and vary widely, the following is made in lieu of all express and implied warranties (including the implied warranties of merchantability and fitness for a particular purpose): Except where prohibited by law, Seller's only obligation and your only remedy, is replacement or, at Seller's option, refund of the original purchase price of product that is shown to have been defective when you received it. In no case will Seller be liable for any direct, indirect, special, incidental, or consequential damages (including, without limitation, lost profits, goodwill, and business opportunity) based on breach of warranty, condition or contract, negligence, strict tort, or any other legal or equitable theory.

Distributed by: Bonding Solutions – 3703 West Parkway Blvd., West Valley City, UT 84120 USA - 888-954-5390 (888-9-LIKE90) - www.like90.net

 PIG and Grippy are trademarks of New Pig in the U.S. and other countries. Like90 and Particle Control are trademarks of Like90 Products.


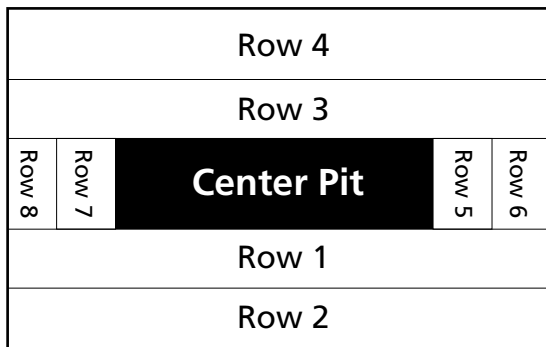
rev. 03.23.15



How to install and use on paint booth floors

Installation

1. Prepare booth floor – mat works best on a clean, smooth, booth floor.
 - Remove any masking tape that is stuck to the floor.
 - Scrape-off areas where there is major overspray build-up.
 - Sweep, blow or wash loose dirt, dust, overspray and other material from booth floor. Floor must be dry before installing mat.
2. Place mat on booth floor
 - Roll-out and cut mat to fit your booth. A standard utility knife works well.
 - One roll covers approximately 375 square feet (enough for average automobile spray booth).
 - To maintain the adhesiveness of the backing, avoid placing adhesive side on the floor until you are ready to place it in its permanent position.
 - Use the white dots on the adhesive backing as a guide for cutting a straight line.
 - We suggest you place the mat using one of the following basic patterns. The actual layout/pattern will vary depending on the size of your booth and whether or not the booth has a center pit. You may need to trim some rows.



Caution: Be careful when using cutting tools and when working around the open/uncovered floor pit.

3. Tape seams between strips with standard masking tape (1-1/4 inch or wider). Also, tape edges on the perimeter of the mat that border the booth walls.

Use and maintenance

1. Use a pump sprayer to apply a light coat of Like90 Particle Control onto the entire surface of the mat each day (first thing in the morning is best). About a quart of PC is all it takes for an average size booth.
2. With an ordinary vacuum cleaner, vacuum mat at the end of each day, or in the morning before applying Particle Control. You'll be impressed by the amount of dirt and overspray you pick up.
3. Once a week, inspect mat and re-tape any edges that have popped up or where the tape has been damaged. Identify and replace any damaged areas of the mat that may cause someone to trip and fall.

Tips to Remember: Like90 Particle Control is what attracts and traps dirt and overspray onto the mat. Applying Particle Control and vacuuming daily will ensure maximum performance and prolong the life of the mat.

Caution: Do not oversaturate mat with Particle Control which can make the mat slippery.

Replacing the Mat

1. How long the mat lasts depends on the number of cars painted, how often Particle Control is applied, and how often the mat is vacuumed. On average, the mat lasts 3 to 4 months.
2. Remove and replace the mat when you see areas where the top layer has worn through or when the amount of contaminants in your paintwork increases.
3. Dispose of used mat as approved for disposing of used plastic sheeting.

Questions? Call: 888-954-5390 or Email: info@like90.net

IMPORTANT NOTICE TO PURCHASER: The information in this document is based on tests we believe are reliable. Your results may vary due to differences in test types and conditions. You must evaluate and determine whether the product is suitable for your intended application. Since conditions of product use are outside of our control and vary widely, the following is made in lieu of all express and implied warranties (including the implied warranties of merchantability and fitness for a particular purpose): Except where prohibited by law, Seller's only obligation and your only remedy, is replacement or, at Seller's option, refund of the original purchase price of product that is shown to have been defective when you received it. In no case will Seller be liable for any direct, indirect, special, incidental, or consequential damages (including, without limitation, lost profits, goodwill, and business opportunity) based on breach of warranty, condition or contract, negligence, strict tort, or any other legal or equitable theory.

